



# RENAULT TRUCKS E-TECH D WIDE

Environmental product information

[renault-trucks.com](https://www.renault-trucks.com)



**RENAULT  
TRUCKS**

# Renault Trucks

Renault Trucks is committed to improving sustainable goods mobility and is striving to reduce the effects its products have on the environment. Renault Trucks vehicles are designed to comply with legislation limiting atmospheric pollution and also to continue lowering fuel consumption which results in reducing carbon dioxide emissions.

Together with ever more fuel efficient transport solutions, Renault Trucks offers a full range of vehicles powered by alternatives to diesel fuel to enable operation in any environment: 100% electric; compressed natural gas; biofuels.

Renault Trucks implements an environmental policy based on specific commitments and a stringent management system that covers its dealer network, suppliers and partners. Its vehicles are manufactured in ISO 14001 certified production plants. It is geared to limiting its consumption of energy, water and raw materials but also to reducing waste production. Its products are designed to allow maximum reuse of the materials that have gone into their production.



# Environmental product information

Environmental product information is drawn from life cycle analyses (LCAs) carried out on our vehicles. These cover all phases in a truck's life, from the production of raw materials right through to final dismantling and recycling. It provides data concerning the environmental impact of each one of these phases. In some cases, the LCA, which is far-reaching and complex, includes approximations. The results reveal the most important environmental parameters in the product life cycle.

## THE THEMES

The environmental product information studies the impact of:

- **materials:** extraction and processing of raw materials used to produce the vehicle.
- **production:** manufacturing processes used by the plants, component production at suppliers and on site transport of parts.
- **use phase:** production and consumption of electric energy. Homologation trials carried out for each type of engine as well as on-road tests make it possible to ascertain the effects of energy consumption. Depending on the conditions of use, a truck's actual energy consumption can differ from the published results.
- **maintenance:** consumables and materials used in preventive maintenance and the production of parts (impact calculated on the basis of average values).
- **end of life management:** dismantling of products, management of waste and recycling the truck's materials. After their usage on the vehicle, the batteries for electric vehicles, will have a second life as stationary electricity storage, before to be recycled.

## THE RESULTS

The results shown include:

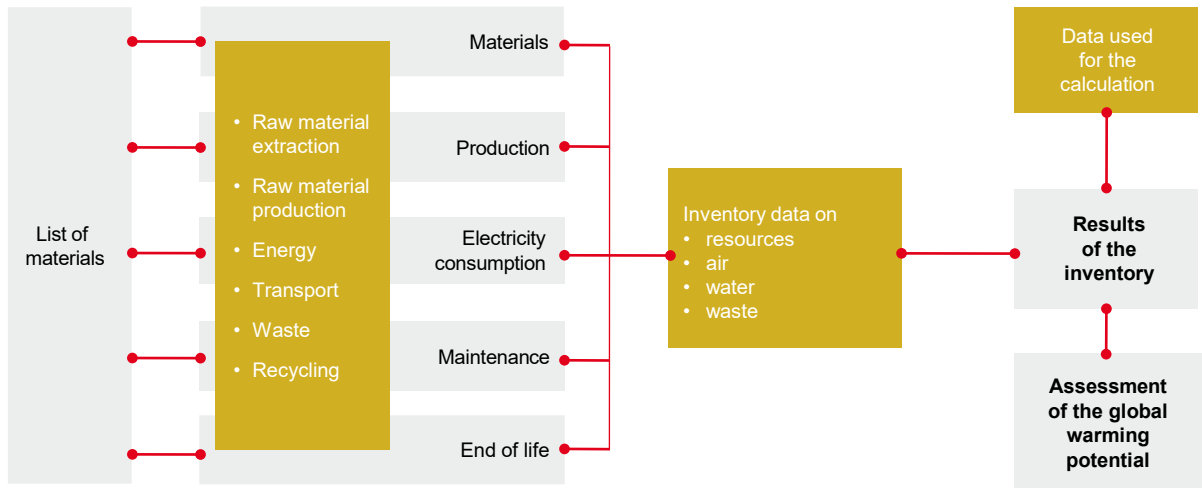
- the vehicle's bill of materials
- the rates of recyclability and recoverability as defined by the ISO 22628 standard
- the inventory results which show the data for the resources used and the emissions produced (pollution and waste).
- the assessment of the potential contribution to global warming.

## BENCHMARK VALUES

Life cycle analysis results vary considerably depending on the data used for the calculations, the most important being energy consumption, mileage, vehicle configuration. The results shown here are based on the benchmark values for a **Renault Trucks E-Tech D wide**, a 6x2 rigid truck designed for urban distribution, throughout its entire life cycle. It is important to stress that energy consumption, as well as the mileage, can vary considerably according to the conditions of use

# Environmental product information

## METHOD



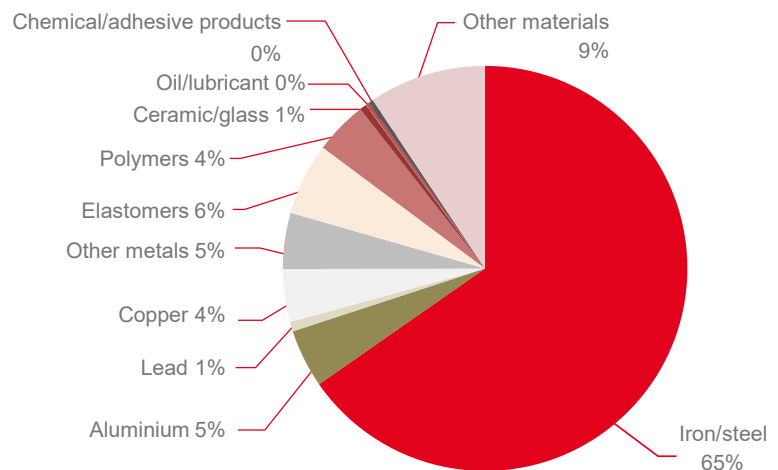
## DATA USED FOR THE CALCULATION

Vehicle model	Emission level	Engine type	Vehicle type	Number of batteries	Distance (km)	Initial date	Updated date
Renault Trucks D WIDE E-Tech	Euro VI	370 kW ; 500 hp	6x2 rigid	4	600,000	2019	2023

## BILL OF MATERIALS

Bill of materials used in the vehicle and taken into account for calculating the life cycle analyses.

Materials	kg
Iron/steel	6091
Aluminum	435,1
Lead	71,75
Copper	393,2
Other metals	417,4
Elastomers	536,2
Polymers	395,75
Ceramic/glass	50,9
Oil/lubricant	26,6
Chemical/adhesive products	34,1
Other materials	874,4
<b>TOTAL</b>	<b>9326,6</b>



# Environmental product information

## RATE OF RECYCLABILITY AND RECOVERABILITY

The vehicles are designed to ensure that the maximum amount of materials used in their construction can be reused.

Rate of recyclability* 92,8%
Rate of recoverability* 97,6%

\* Calculations according to the ISO 22628 standard: The rate of recoverability is the percentage of the vehicle's mass potentially able to be reused, recycled or recovered as energy (incineration with energy recovery); it is therefore always higher than the rate of recyclability.

## INVENTORY RESULTS

	Unit	Materials	Production	Energy consumption	Maintenance	End of life	Total
Electricity renewable	MWh	11,41	4,60	According to country and primary energy source	4,87	0,67	17
Electricity non-renewable	MWh	9,55	15,08		0,284	0,50	25
Other renewable energy	MWh	0,037	0,0000		0,000	-0,0001	0
Other non-renewable energy	MWh	107,7	42,1		2,6	-36,1	116
Materials	kg	9902	0		316	-8102	2117
CO	kg	122,9	3,19		1,8	-86,1	42
CO <sub>2</sub>	kg	42456	4431		3987	-20084	75514
HC/OC	kg	87,1	27,6		1,7	-30,9	85
NOx	kg	75,5	15,31		1,7	-20,83	72
SO <sub>2</sub>	kg	363,5	6,71		1,9	-80,7	291
Particulates	kg	27,98	1,86		0,39	-5,65	25
Biological oxygen demand	kg	17,06	0,01		0,03	-0,27	17
Chemical oxygen demand	kg	26,00	9,96		0,46	0,21	37
<b>CO<sub>2</sub>-eq</b>	<b>kg</b>	<b>44690</b>	<b>4664</b>		<b>4197</b>	<b>-21141</b>	<b>79489</b>
Use of water (excluding cooling)	m3		3,95				
Use of water for cooling	m3		0,08				
Non-hazardous waste treated	kg		133,58				
Non-hazardous waste to landfill	kg		0,22				
Hazardous waste treated	kg		78,96				
Hazardous waste to landfill	kg		0,57				

# Environmental product information

## INVENTORY RESULTS - Usage phase

By country	Unit	BE	CH	SP	FR	GB	IT	LU	NL	NO	SW	DE	EU28
Electricity renewable	MWh	468,9	683,54	959,17	286,32	410,54	1024,01	916,71	376,04	993,21	719,73	774,40	617,57
Electricity non renewable	MWh	1069	935,76	514,82	1818,10	509,03	181,02	532,86	175,95	30,46	856,41	412,98	685,91
Other renewable energy	MWh	0	0	0	0	0	0	0	0	0	0	0	0
Other non renewable	MWh	627,3	249,76	842,17	134,76	1280,27	1125,04	1304,66	1407,70	45,34	64,22	1240,72	957,75
Materials	kg	0	0	0	0	0	0	0	0	0	0	0	0
CO	kg	151	75	161,71	36,99	278,12	209,10	227,41	150,88	15,30	137,15	234,21	238,67
CO <sub>2</sub>	kg	156817	101038	245326	44725	197298	276888	276888	329719	26179	35030	350302	254246
HC/VOC	kg	333,7	166,88	640,98	94,41	976,42	1007,23	643,02	816,30	19,26	49,83	656,28	619,77
NO x	kg	238,2	138,66	515,81	93,10	691,62	386,30	420,18	418,15	15,43	69,39	492,20	461,83
SO <sub>2</sub>	kg	87	76,90	394,45	71,91	521,78	266,58	220,32	173,34	7,06	37,19	289,49	498,77
PM	kg	23,85	20,21	54,40	12,01	70,65	42,73	66,37	59,60	2,13	9,37	90,88	74,34
BOD	kg	0,4	0,43	0,26	0,15	0,92	1,60	1,37	0,70	0,02	0,07	1,51	0,74
COD	kg	149,76	106,65	361,30	31,31	45,9	270,07	423,79	490,13	4,11	7,78	619,07	358,45
CO <sub>2</sub> eq.	kg	<b>165070</b>	<b>106355</b>	<b>258238</b>	<b>47079</b>	<b>207682</b>	<b>291461</b>	<b>291461</b>	<b>347072</b>	<b>27557</b>	<b>36874</b>	<b>368739</b>	<b>267627</b>

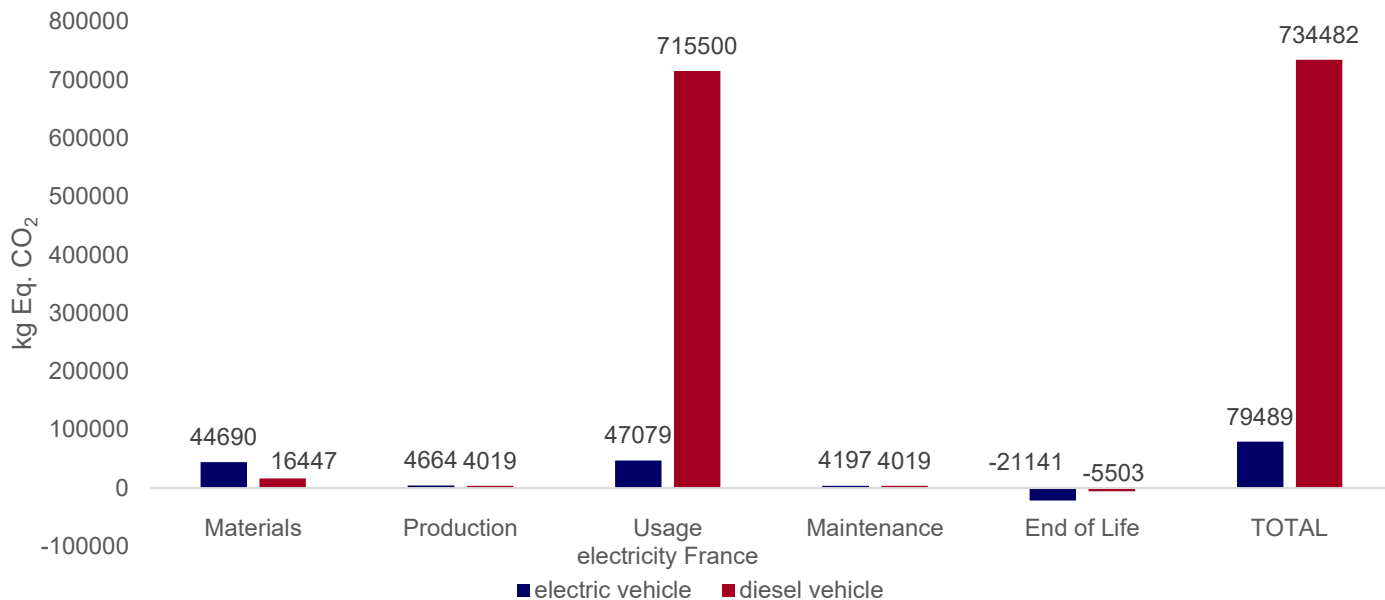
# Assesment of the impact on the environment

Assessing a product's environmental impact throughout its lifetime makes it possible to determine which aspects must be studied to improve its overall environmental performance. This assessment may be qualitative but also quantitative by using appropriate methods and tools

## GLOBAL WARMING POTENTIAL

Life cycle analysis makes it possible to determine a vehicle's global warming potential throughout its operational life. This potential consists of the various greenhouse gas emissions it produces that affect the climatic system. It is expressed as the equivalent quantity of Carbon Dioxide (kg equ. CO<sub>2</sub>).

### LIFE CYCLE EMISSIONS

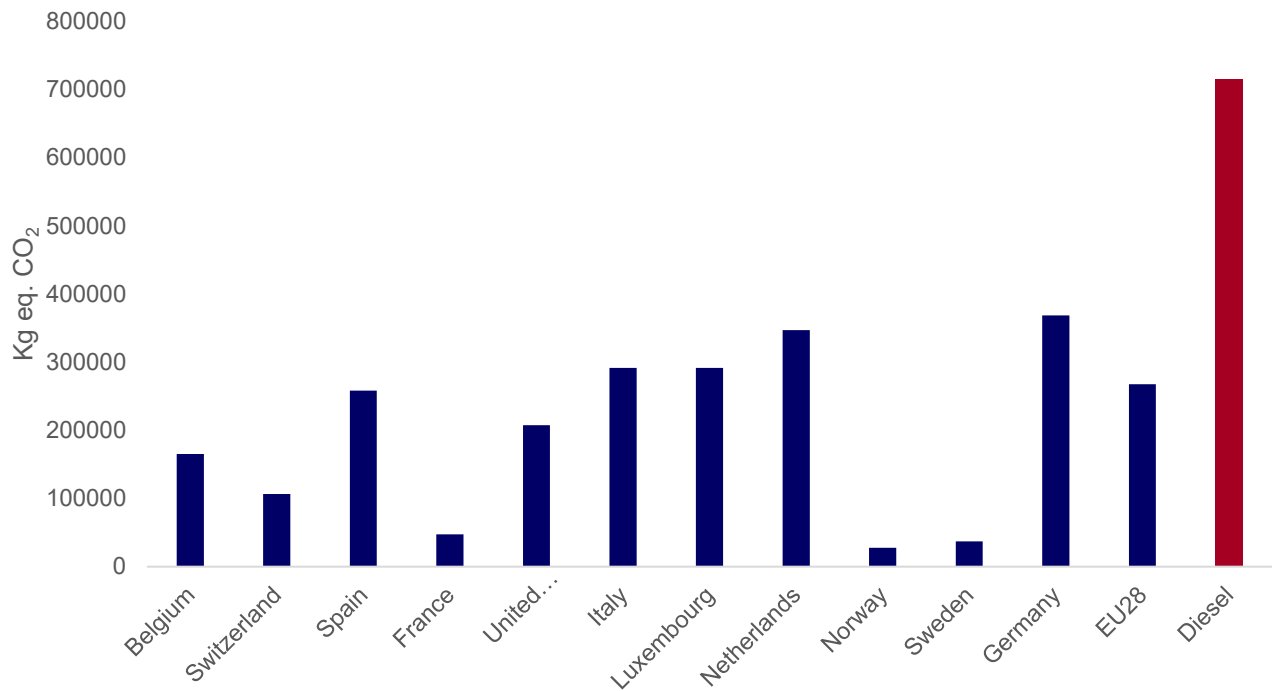


Global warming potential for the different life cycles of Renault Trucks E-Tech D Wide.

Use phase emissions from production of electricity. Main markets for Renault Trucks E-Tech D Wide are presented.

# Assesment of the impact on the environment

Use phase emissions from production of electricity - CO<sub>2</sub>eq.  
National average and comparison with Diesel



Main markets for Renault Trucks E-Tech D wide 4x2.



# Assesment of the impact on the environment

## COMMENTS

Over the entire life cycle of an electric truck, materials, including batteries, account for most of the greenhouse gases emissions, while the use phase, which is very predominant for a diesel vehicle, is less.

By switching to electric power, the reduction of the truck's climate impact during this use phase can be extremely important depending on the selection of the primary source of this energy and its production origin.

The analyses show that electricity produced from coal will have a high carbon impact, unlike electricity produced from nuclear or renewable energy sources. The results on the whole life cycle differ according to the national energy mixes within the European Union but show a gain in all countries that should increase as decarbonization progresses

Powered by low-carbon electricity, of hydraulic origin at best, the **Renault Trucks E-Tech D wide** tractor shows a significant reduction in CO<sub>2</sub> emissions equivalent of its life cycle of over 90%.


By developing its 100% E-Tech electric range of vehicles Renault Trucks is substantially reducing the CO<sub>2</sub> emissions from products over their entire life. Renault Trucks is continuing its efforts to reduce batteries environmental impact by securing materials supply and recycling and by using new technologies.

Renault Trucks is preparing battery management in line with the principles of the circular economy. After their first service life, batteries can be reconditioned and reused on trucks. Then, they will be converted to applications other than mobility, in particular stationary electricity storage and then recycled at the end of their life, with the recovered materials being reinjected into the manufacture of new units.

Find out more about sustainability at Renault Trucks:  
[Sustainability | Renault Trucks Corporate \(renault-trucks.com\)](https://www.renault-trucks.com/sustainability)



[renault-trucks.com](https://www.renault-trucks.com)



**RENAULT  
TRUCKS**